

# ***BACKGROUND EXPANSION SET#1***

## 1000 Professional Backgrounds

▶ 200 Basic Backgrounds w/ Five Thematic Variations



**Aavelin**



**VIP**

Thumbnails Inside!



**MagicBox Inc.®**



# Introduction

The MagicBox Background Expansion Set #1 contains 1,000 vibrant backgrounds for use in your Aavelin, VIP, and Memo Composer projects (as well as in other Windows-based programs that can open JPEG images.)

The backgrounds are organized as 200 primary images, with four additional variations on each primary image. The variations are designed to allow lots of text to be placed on a page without the background being obtrusive. You can use a primary background as a title page to introduce a topic or theme, and then use a variation or two for the following text pages.

100 of the primary backgrounds are the same as those bundled with the Composer software, but in higher resolution. Thus, the Expansion Set contains 900 completely new images and 100 higher quality versions of the bundled images.

Once installed on your hard drive, you can use the images in Composer. The images will be placed in a MagicBox Artwork directory where it can be found automatically by your Composer software, or you can choose to have them placed elsewhere on your hard drive.

## Customer Support

**E-mail:** [support@magicboxinc.com](mailto:support@magicboxinc.com) (answered within 1 business day)

**Phone:** (541)752-5542 (8-5 M-F)

**Fax:** (541)752-5614

### **MagicBox, Inc.**

1600 SW Western, Suite 130  
Corvallis, OR 97333

<http://www.magicboxinc.com>

## Copyright and Use

This manual and the software described herein are copyrighted with all rights reserved. Under the copyright laws, neither this manual nor the software may be copied, in whole or in part, without the written permission of MagicBox, Inc.

MagicBox®, Aavelin™, Aavelin Composer™, VIP™, and VIP Composer™ are trademarks of MagicBox, Inc. Other terms, including TrueType, InstallShield, Windows, JPEG, etc., are trademarks of their respective manufacturers.

The backgrounds present on the MagicBox Expansion Set #1 CD-ROM are copyrighted by their original distributors and are present under a special arrangement with MagicBox, Inc. These images are provided for use in commercial and educational video production, broadcast, cablecast, and closed-circuit applications. The image files may not be redistributed in other media, including print; nor may the original image files be translated into other formats for other platforms.

These companies are the original copyright holders of the images included on the MagicBox Expansion Set #1 CD-ROM. Written permission from the copyright holder is required for uses of images and fonts in media or applications other than those mentioned above.

Dimension Technologies, Inc.            1000 Backgrounds  
4612 NE 20th Avenue  
Ocala, FL 34479

## Warranty

The CD-ROM and/or floppy disks are warranted to be free from media defects for a period of ninety (90) days from the date of purchase.

This warranty does not cover shipping and handling charges for replacement components or merchandise.

## Software License

*SOFTWARE PROGRAM LICENSE AGREEMENT  
PLEASE READ CAREFULLY*

### *COPYRIGHT*

*This manual and software described herein are copyrighted with all rights reserved. Under the copyright laws, neither this manual nor the software may be copied, in whole or in part, without the written permission of MagicBox, Inc.*

### *DISCLAIMER*

The software is licensed and delivered on an "as is" basis. Except for the express warranty set forth below, MagicBox, Inc. makes no other warranties, either expressed or implied, by statute or otherwise, regarding the enclosed computer software product, its quality, its performance, its merchantability, or its fitness for any particular purpose. The entire risk as to the results and performance of any program is assumed by you. Should the program prove defective, you (and not MagicBox, Inc. or its dealers) assume the entire cost of all necessary servicing, repair, or correction.

Further, MagicBox, Inc. does not warrant, guarantee or make any representations regarding the terms of corrections, accuracy, reliability, currentness, or otherwise; and you rely on the program and results solely at your own risk.

#### LIMITED WARRANTY

MagicBox, Inc. warrants that the disks on which this software is recorded are free from defects in material and workmanship, under normal use for 90 (ninety) days after the date of original purchase. If a defect occurs during the 90-day period, you may return the disks to MagicBox, Inc. for a free replacement. The remedy for breach of this warranty shall be limited to replacement and shall not encompass any other damages, including but not limited to loss of profit, and special, incidental, or other similar claims.

#### LIMITATION OF LIABILITY

MagicBox Inc.'s liability is limited solely to the repair or replacement of the defective product, in its sole discretion, and shall not in any event include damages for loss of use or loss of anticipated profits or benefits or other incidental or consequential costs, expenses, or damages, including without limitation any data or information which may be lost or rendered inaccurate, even if MagicBox, Inc. has been advised of the possibility of such damages.

Some states do not allow a limitation on how long an implied warranty lasts, or limitation of incidental or consequential damages, so the above limitations or exclusions may not apply to you. This warranty gives you specific legal rights, and you may also have other rights which vary from state to state.

#### MISCELLANEOUS

This agreement represents the entire understanding regarding the programs and related documentation and supersedes any prior purchase order, communications, or representations. This agreement may only be modified by an officer of MagicBox, Inc. If any provision of the agreement shall be deemed unlawful, void, or for any reason unenforceable, it shall be deemed severable from, and shall in no way affect the validity and enforceability of the remaining provisions of the agreement.

This license agreement shall be governed by the laws of the state of Oregon.

# Installation

## Requirements

To install the Background Expansion Set #1 software, your computer must meet the following requirements:

- 100MHz 486 or better  
(Pentium-class recommended)
- 32MB RAM
- 110MB Hard Drive Space (For a full installation)
- CD-ROM Drive
- Windows 95, 98, NT4, 2000, XP, or Vista.

## Starting Setup...

Insert the “Background Expansion Set #1” CD into your CD-ROM drive. The CD should automatically launch the installer. If Auto-Run is disabled on your machine, click on **Start, Run**, and type in the letter of your CD-ROM drive (such as D:\ or E:\ ), and “SETUP.EXE”. For example, if your CD-ROM drive is Drive E, you would type:

```
E: \SETUP. EXE
```

If you do not know the drive letter of your CD-ROM, you can click on **Browse...** and find the SETUP.EXE program using the menus that appear.

Once you have entered/found the setup program, click “OK” and it will be launched.

## Using Setup

When the setup program first runs, it will take a few seconds to prepare its files for installation. During this time, you will see a progress window.

The first InstallShield® Wizard page will now appear. This page shows copyright information and also informs you that you should shut down any Windows programs before continuing.

When you are ready to continue, click **Next >**.

The Wizard will now display the software license agreement. This software license agreement is also printed in the Introduction section of this manual.

After you have read the license agreement, click **Yes** if you want to continue. Clicking on **Yes** constitutes your acceptance of the terms of the license agreement.

Now a screen will appear asking you to choose an installation directory. Here you may choose an installation directory on your hard drive for the backgrounds. Normally you do not need to change this value and can click **Next >** to continue.

You will now be given three choices of how to install the software:

### **Typical**

This option will install all 1,000 background images.

### **Compact**

This option will install only the 200 primary background images.

### **Custom**

This option will let you select individual groups of images to install.


After you have selected “Typical”, “Compact”, or “Custom”, click on “Next >” to continue with the installation. If you have selected “Custom”, you will be given a menu of components to install.

The InstallShield® Wizard will now begin copying files from the CD to your computer.


Depending on the speed of your computer and the installation options you have selected, this process will take 5 to 20 minutes to complete.

After all of the files have copied, you will be returned to the Windows desktop. It is not necessary to reboot after installing the Expansion Set.


# Background Expansion Set #1



# Background Expansion Set #1



# Background Expansion Set #1



057

058

059

060




061

062

063

064



065

066

067

068




069

070

071

072




073

074

075

076




077

078

079

080



081

082

083

084

# Background Expansion Set #1




085

086

087

088




089

090

091

092



093

094

095

096




097

098

099

100




101

102

103

104




105

106

107

108



109

110

111

112

# Background Expansion Set #1



113



114



115




116



117



118



119



120



121



122



123



124



125



126



127



128



129



130



131



132



133



134



135



136



137



138



139



140

# Background Expansion Set #1




141



142



143



144



145



146



147




148



149



150




151



152



153



154



155



156



157



158



159



160



161



162



163



164



165



166




167



168

# Background Expansion Set #1




# Background Expansion Set #1



## VARIATIONS:



All backgrounds in this collection come in five different style variations. The following samples represent the differences in each style.

### MAIN (STYLE A):





# Background Expansion Set #1

STYLE B:





STYLE C:





# Background Expansion Set #1

STYLE D:



STYLE E:



## COPYRIGHT NOTICE:

All images are copyrighted © by MagicBox, Inc. or its respective vendors.  
Please refer to the Introduction section of the VIP or Aavelin User Manual  
for complete copyright and license information.

Additional background libraries are available from:

MagicBox, Inc.  
1600 SW Western Suite # 130  
Corvallis, OR 97333  
541-752-5654 Sales 541-752-5614 Fax

